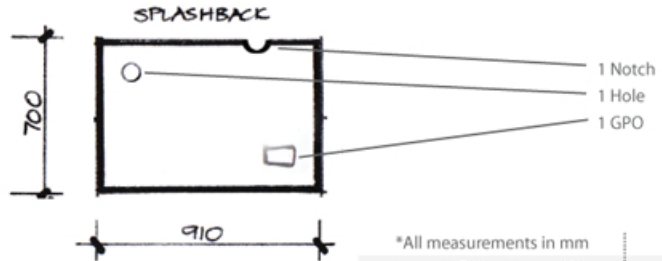


HOW TO

M² = height (metres) x width (metres)

Example 01:

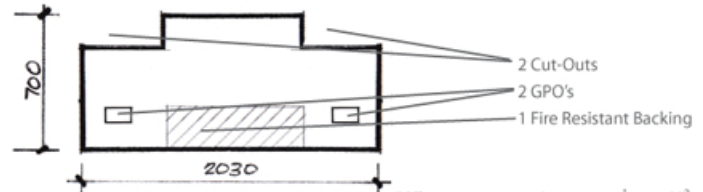


*All measurements in mm			M ²
01.	700	x 910	.637

Example 02:

If a panel is not a simple rectangle, it will have 1 or more cut-outs
Notice the height of the panel is the maximum point.

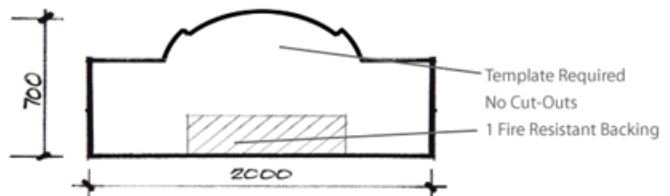
A fire resistant backing board is installed behind a cook-top during installation.



*All measurements in mm			M ²
02.	700	x 2030	1.421

Example 03:

Complex shape to fit under a curved rangehood



*All measurements in mm			M ²
03.	650	x 850	1.4

07. ADDITIONAL INFORMATION

- Custom colours are rated as level 2 Glass. Keep in mind the lighter the colour, the stronger the influence the glass will have over the colour. For example, dulux hog bristle half strength may look a little green - even on starphire (low iron) glass. Variation will always happen between sample and actual product. Please familiarise yourself with The Splashback Company's Product Warranty & Post Installation Instructions. For best results, we recommend a contrast between bench-top and splashback. For more info, please visit: www.thesplashbackcompany.com